

Scaled data based on original data using
LM-79-08 Approved Method: Electrical and Photometric Measurements of Solid-
State Lighting Products

Test Report Prepared for
Cooper Lighting Solutions
(formerly Eaton)

Brand: STREETWORKS

Report Number: P526559

Luminaire Tested: **GLAN-SA1C-735-U-5NQ-GRSBK**

Issue Date: 5/27/2021

Test Information

Test Method: LM-79-08
Report Number: P526559
TEST IS SCALED FROM IESNA LM-79-08 TEST DATA (G3-2011-057-5)
Test Lab: INNOVATION CENTER
Issue Date: 5/27/2021
Manufacturer: COOPER LIGHTING SOLUTIONS (FORMERLY EATON)
Product Line: STREETWORKS
Catalog Number: GLAN-SA1C-735-U-5NQ-GRSBK
Description: GALLEON AREA AND ROADWAY LUMINAIRE
(1) 70 CRI, 3500K, 1050mA LIGHTSQUARE WITH 16 LEDS AND TYPE V NARROW OPTICS WITH BLACK GLARE REDUCTION SHIELD
Light Source: -
Ballast/Driver: ELECTRONIC DRIVER

Summary

Lumens per Lamp: N/A
Luminaire Lumens: 4552 lumens
Efficiency: N/A
Efficacy: 79.9 lumens/watt
Luminous Opening: Rectangular (W 0.5' x L: 0.5' x H: 0')
IES Classification: Type V - Short
BUG Rating: B2 - U0 - G0

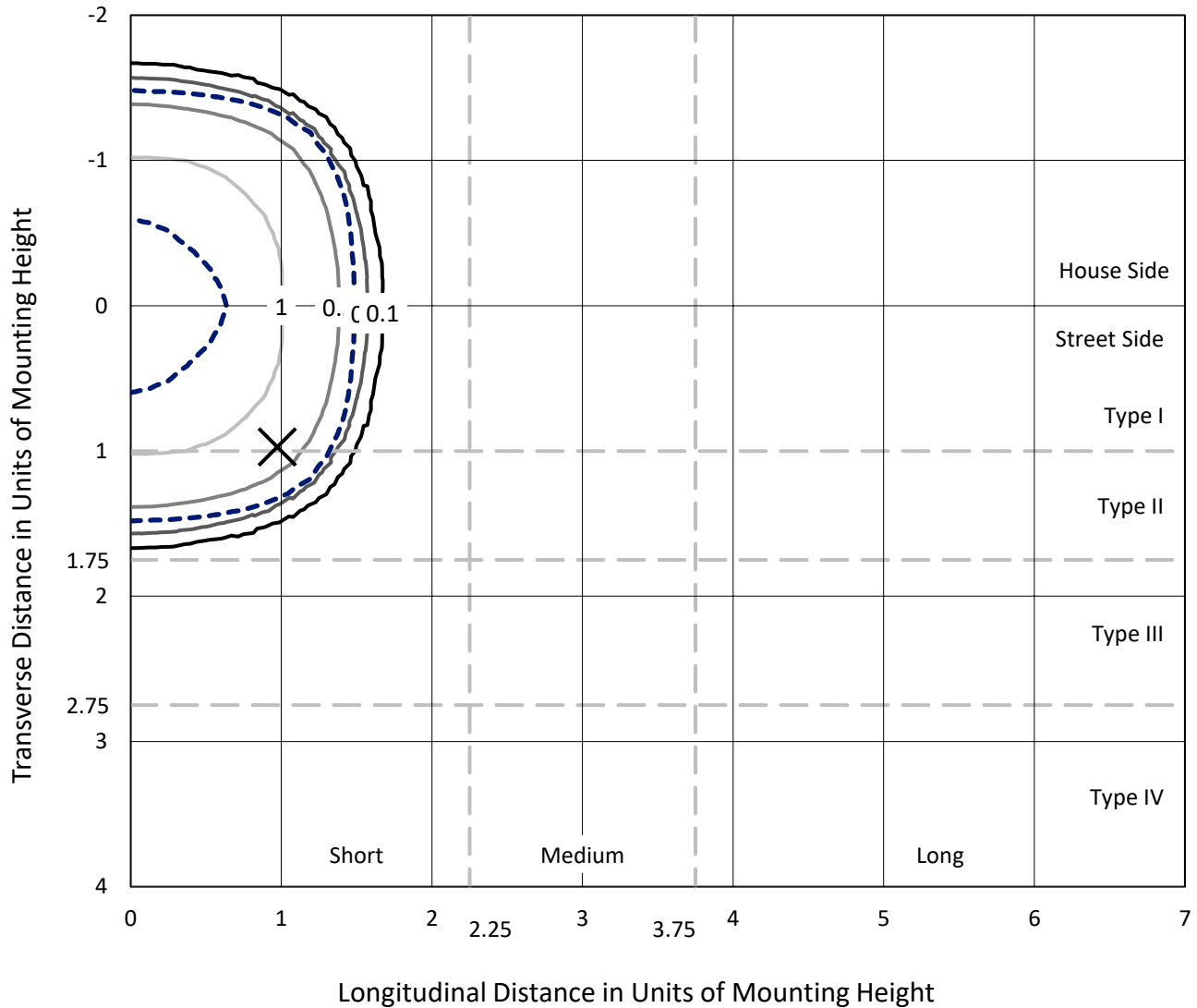
Input Watts (W): 57
Input Voltage (V): NR
Input Current (Ain): NR
Voltage Rise (V): NR
Power Factor: NR
Total Harmonic Distortion (THDi): NR
Frequency (hertz): 60
Stabilization Time: NR
Operation Time: NR
Ambient Temperature (°C): NR
Test Distance: 24 FT



REPORT NUMBER: P526559
 CATALOG NUMBER: GLAN-SA1C-735-U-5NQ-GRSBK

Iso-Footcandle Lines of Horizontal Illumination

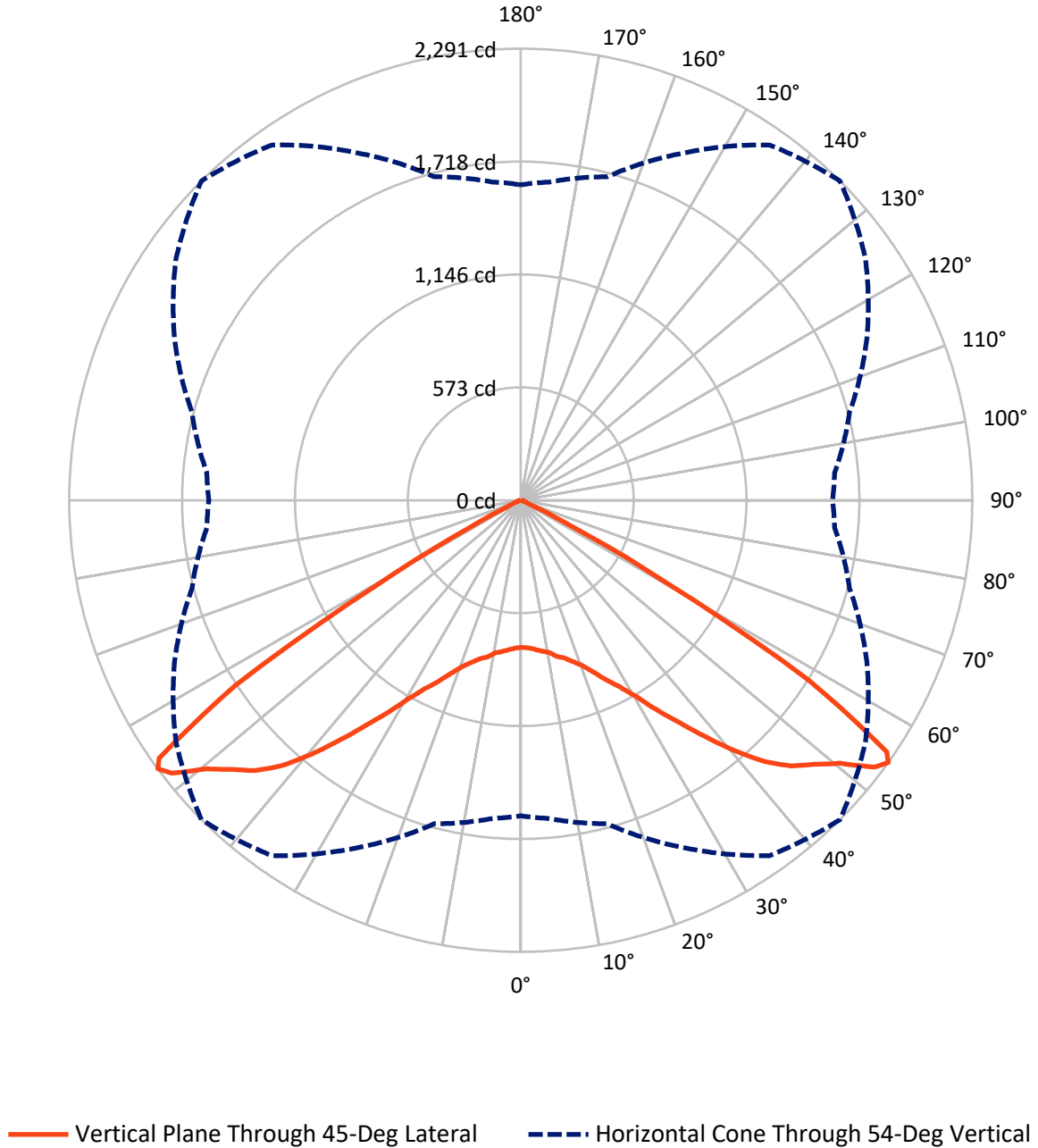
✕ Max cd
 - - - 1/2 Max cd



Based on 25 foot mounting height. Maximum calculated value = 1.2 fc
 Type V - Short - N/A

REPORT NUMBER: P526559
CATALOG NUMBER: GLAN-SA1C-735-U-5NQ-GRSBK

Luminous Intensity Polar Plot



REPORT NUMBER: P526559
 CATALOG NUMBER: GLAN-SA1C-735-U-5NQ-GRSBK

FLUX DISTRIBUTION:

		Downward	Upward	Total
House Side	Lumens	2276.0	0.0	2276.0
	% Fixture	50.0	0.0	50.0
Street Side	Lumens	2276.0	0.0	2276.0
	% Fixture	50.0	0.0	50.0
Total	Lumens	4552.0	0.0	4552.0
	% Fixture	100.0	0.0	100.0

ZONAL LUMENS:

Zone	Lumens	% Fixture
0°-10°	73.1	1.6
10°-20°	236.6	5.2
20°-30°	463.7	10.2
30°-40°	833.8	18.3
40°-50°	1427.3	31.4
50°-60°	1381.0	30.3
60°-70°	118.2	2.6
70°-80°	14.0	0.3
80°-90°	4.4	0.1
90°-100°	0.0	0.0
100°-110°	0.0	0.0
110°-120°	0.0	0.0
120°-130°	0.0	0.0
130°-140°	0.0	0.0
140°-150°	0.0	0.0
150°-160°	0.0	0.0
160°-170°	0.0	0.0
170°-180°	0.0	0.0
0°-90°	4552.0	100.0
0°-180°	4552.0	100.0

Coefficient of Utilization



REPORT NUMBER: P526559

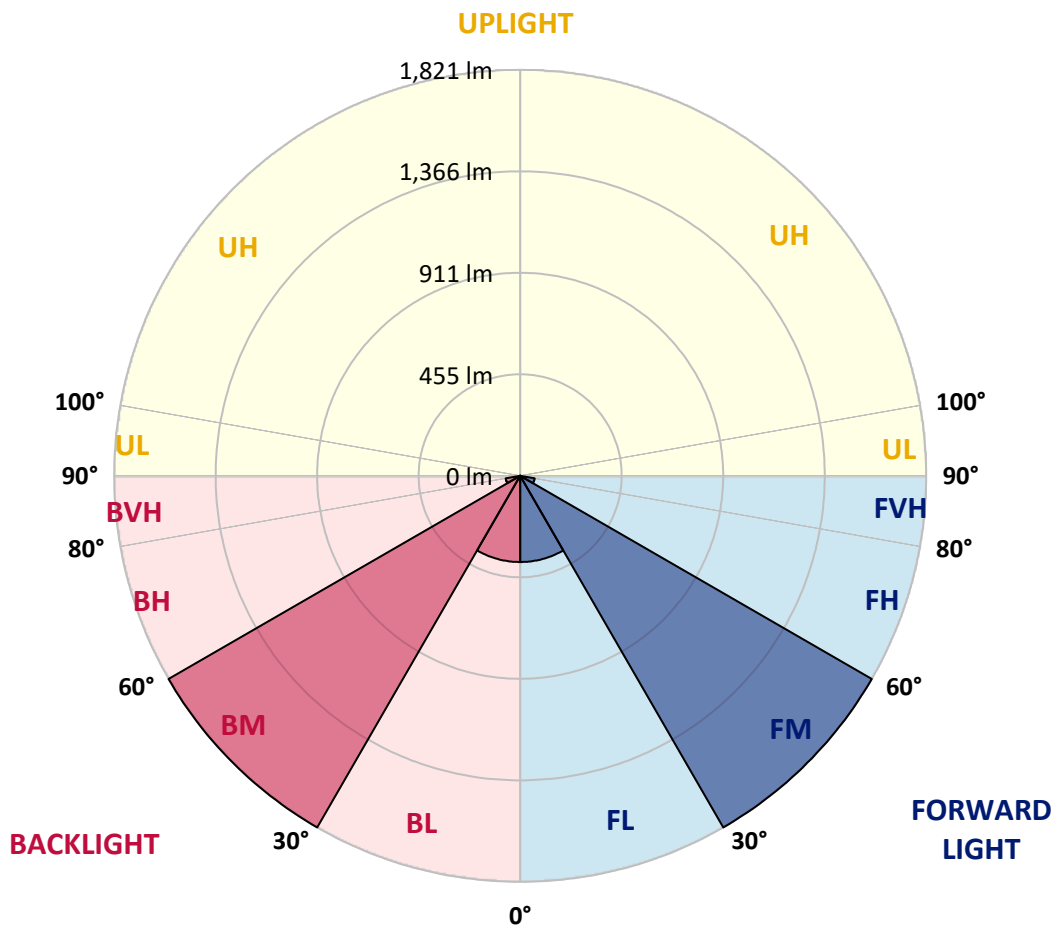
CATALOG NUMBER: GLAN-SA1C-735-U-5NQ-GRSBK

LUMINAIRE CLASSIFICATION SYSTEM LUMEN TABLE AND BUG RATING:

Zone	Lumens	% Fixture	Zone Rating/Lumen Limit		
			B	U	G
FL (0°-30°)	386.6	8.5			
FM (30°-60°)	1821.0	40.0			
FH (60°-80°)	66.1	1.5			G0/660
FVH (80°-90°)	2.2	0.0			G0/10
BL (0°-30°)	386.6	8.5	B1/500		
BM (30°-60°)	1821.0	40.0	B2/2500		
BH (60°-80°)	66.1	1.5	B0/110		G0/660
BVH (80°-90°)	2.2	0.0			G0/10
UL (90°-100°)	0.0	0.0		U0/0	
UH (100°-180°)	0.0	0.0		U0/0	

BUG Rating: B2-U0-G0

Type V Short





REPORT NUMBER: P526559

CATALOG NUMBER: GLAN-SA1C-735-U-5NQ-GRSBK

CANDELA DISTRIBUTION (FULL):

	0°	5°	15°	25°	35°	45°	55°	65°	75°	85°	90°
0°	746.4	746.4	746.4	746.4	746.4	746.4	746.4	746.4	746.4	746.4	746.4
2.5°	750.0	754.3	751.4	753.6	753.6	750.0	752.2	743.5	749.3	744.9	745.7
5°	761.5	760.8	760.8	761.5	758.6	760.1	757.2	754.3	752.2	749.3	757.9
7.5°	776.0	776.0	770.9	772.3	770.9	773.1	767.3	761.5	759.4	757.2	755.8
10°	789.7	788.2	786.0	792.5	787.5	784.6	781.7	778.1	770.2	767.3	764.4
12.5°	809.8	809.1	806.2	812.7	809.8	812.7	801.9	792.5	791.1	781.7	786.8
15°	833.6	840.1	835.1	835.1	833.6	830.0	825.7	821.4	808.4	804.8	805.5
17.5°	864.7	862.5	863.2	863.2	870.4	861.0	852.4	841.6	835.1	832.9	825.7
20°	894.2	897.1	896.4	901.4	905.8	895.7	886.3	884.8	866.8	869.7	859.6
22.5°	946.1	944.0	947.6	951.2	948.3	946.9	938.2	927.4	911.5	904.3	902.9
25°	1001.0	997.3	990.9	999.5	1003.8	1010.3	993.7	988.0	963.5	952.6	953.4
27.5°	1047.8	1052.9	1060.1	1063.7	1074.5	1072.3	1060.8	1042.1	1023.3	1011.0	1003.1
30°	1112.0	1114.9	1127.2	1132.2	1150.9	1156.0	1138.0	1116.3	1083.2	1067.3	1057.9
32.5°	1171.1	1191.3	1190.6	1215.9	1246.1	1267.1	1234.6	1201.4	1168.3	1149.5	1132.9
35°	1267.1	1263.4	1284.4	1311.0	1360.1	1383.9	1348.5	1310.3	1259.8	1229.6	1216.6
37.5°	1356.5	1357.9	1386.0	1428.6	1484.8	1521.6	1490.6	1427.9	1375.9	1337.0	1319.0
40°	1486.3	1489.2	1518.0	1566.3	1629.8	1669.5	1633.4	1569.9	1500.7	1470.4	1470.4
42.5°	1638.4	1650.7	1669.5	1711.3	1768.3	1812.2	1779.8	1730.0	1660.1	1621.1	1626.9
45°	1794.9	1800.7	1813.0	1875.0	1901.7	1923.3	1893.0	1869.9	1823.1	1775.5	1767.5
47.5°	1941.3	1943.5	1979.5	1999.0	2019.9	2001.9	2021.4	1991.1	1938.4	1892.3	1882.9
50°	2006.2	2002.6	2053.8	2113.0	2128.8	2097.1	2080.5	2060.3	1980.3	1924.7	1900.2
52.5°	1817.3	1838.2	1933.4	2097.8	2221.9	2248.5	2151.9	2058.9	1909.6	1801.4	1784.8
54°	1600.9	1620.4	1699.0	1942.8	2200.9	2291.1	2135.3	1937.7	1727.1	1598.8	1582.2
55°	1386.8	1365.1	1507.9	1756.7	2102.9	2253.6	2069.7	1781.2	1540.4	1422.8	1399.7
57.5°	750.7	754.3	874.8	1109.8	1477.6	1727.9	1525.9	1205.0	910.1	778.1	766.6
60°	238.0	243.7	296.4	448.6	706.0	843.0	722.6	483.9	334.6	268.3	257.4
62.5°	74.3	77.2	84.4	125.5	193.3	276.2	216.3	129.8	96.6	88.7	90.1
65°	45.4	45.4	46.2	49.0	57.7	67.1	64.9	57.0	54.8	53.4	52.6
67.5°	29.6	28.8	30.3	32.5	33.9	34.6	36.8	38.9	38.2	36.8	36.8
70°	18.0	17.3	18.7	21.6	22.4	23.8	26.0	28.8	28.1	26.7	27.4
72.5°	10.1	10.1	10.8	13.0	15.1	16.6	18.7	20.9	21.6	20.9	20.9
75°	3.6	4.3	5.8	7.9	9.4	11.5	13.7	15.9	18.0	16.6	15.9
77.5°	1.4	1.4	2.9	5.0	7.2	9.4	13.0	15.1	16.6	15.1	13.7
80°	0.7	0.7	2.2	4.3	6.5	8.7	10.8	13.0	13.7	12.3	10.8
82.5°	0.7	0.7	2.2	4.3	6.5	7.9	11.5	13.0	14.4	13.0	10.8
85°	0.0	0.7	2.2	4.3	5.8	6.5	6.5	4.3	3.6	2.2	2.2
87.5°	0.0	0.0	0.7	0.0	0.0	0.0	0.0	0.0	0.0	0.0	0.0
90°	0.0	0.0	0.0	0.0	0.0	0.0	0.0	0.0	0.0	0.0	0.0

(END OF REPORT)